




**1) Power and Signal on gauge mating connector must be interchanged. Locate gauge harness and disconnect it from gauge.**



**2) Using small pick or screwdriver in cavities next to terminals, push in to unlock terminals.**



**3) Pull on wires to release terminals from connector housing.**



**4) If locking tabs were bent down during removal, use tool to pry up 1/16 inch.**

**5) Reinsert terminals in housing until locking tabs engage.**

**6) Reconnect gauge harness to gauge.**